






**477-WB STEFANIA (WOOD BACK)**



**OVERALL DIMENSIONS:**

					
31	20	20.5	18.5	n/a	<b>INCHES</b>

**YARDAGE:**






*COM: 0.75 yard per every 2 chairs (based on based on plain, non-directional, no repeat textile)*

DIMENSIONS ARE APPROXIMATE

**477-UBP STEFANIA (UPH. BACK PAD)**



**OVERALL DIMENSIONS:**

					
31	20	20.5	18.5	n/a	<b>INCHES</b>

**YARDAGE:**





*COM: 1 yard per chair (based on based on plain, non-directional, no repeat textile)*

DIMENSIONS ARE APPROXIMATE

**1477-WB STEFANIA STOOL (WOOD BACK)**



**OVERALL DIMENSIONS:**

					
41	21	19.5	31	n/a	<b>INCHES</b>

**YARDAGE:**

*COM: 0.75 yard per every 02 stools (based on based on plain, non-directional, no repeat textile)*






DIMENSIONS ARE APPROXIMATE

1477-UBP STEFANIA STOOL (UPH. BACK PAD)

---



OVERALL DIMENSIONS:

					
41	21	19.5	31	n/a	<b>INCHES</b>

YARDAGE:

COM: 1 yard per stool (based on based on plain, non-directional, no repeat textile)

DIMENSIONS ARE APPROXIMATE

**SPECIFICATION:**

- Frame to be constructed from solid kiln dried ash wood. Lumber to be dried to a final moisture content between 6% - 8%.
- Legs legs to be constructed from single stock lumber. Finished dimension at the top of leg to be 1 5/8" dia., tapering to 1" dia. at bottom.
- Back legs, sculptured back and back support are integral design elements.
- The frame and seat frame are connected together via mortise and tenon, corner blocks, bolts and glue.
- The seat shall be 1/2" thick solid core ply attached to the solid ash frame. The seat is attached to the frame via screws. High density CAL 117 FR foam and upholstery are applied after assembly. Finished seat thickness is 2" to crown.
- The 4 stretchers are installed via mortise and tenon. Front stretcher to have metal footrest - Available in satin aluminum, brass or black.
- Includes nailed in nylon glides suitable for all floorings.
- Also available in Counter height (standard 24" Seat height).