

1564 RINGO STOOL SERIES






1564-WS (wood seat)



1564-US (uph. Seat)

OVERALL DIMENSIONS:

					
N/A	17.5	17.5	30	N/A	INCHES

YARDAGE:

COM (US): 0.75 yard for every 02 stools – based on plain, non-directional, no repeat textile)

*DIMENSIONS ARE APPROXIMATE

SPECIFICATION:

- Legs are built of ½” x 1 ½” steel tube, connected by 3/16” x 1 ½” metal rings. Connections are done via welding. Bottom ring also acts as footrest, located 12” from floor (top of ring) on Bar height, and 6” from floor on Counter height (24” seat height).
- WS: Wood Seats are built of Solid Walnut, 14” diameter and 2” thick, random planked, with concave center for added comfort. Wood seat is then clear coated in urethane finish.
- US: Upholstered seats are built of 1/5” thick plywood core, 14” diameter, with high density foam, a layer of dacron and upholstery as specified. Final thickness is 2” seam to seam.
- Frames are finished in any ISA powder coat or platted finish.
- Push in nylon glides (black) are inserted on each leg end.
- Available in counter height (24” seat height)