

**927 IGLOO CHAIR**



**OVERALL DIMENSIONS:**

					
31.5	22.5	24.5	18	n/a	<b>INCHES</b>

DIMENSIONS ARE APPROXIMATE

**YARDAGE:**






**USP (uph. seat pad):** 1.5 yards for every 02 chairs (based on based on plain, non-directional, no repeat textile)

**USP/UBP (uph. seat and back pad):** 1.5 yards for every chair (based on based on plain, non-directional, no repeat textile)

**928 IGLOO LOUNGE CHAIR**



**OVERALL DIMENSIONS:**

					
28	27.5	29	18	n/a	<b>INCHES</b>

DIMENSIONS ARE APPROXIMATE

**YARDAGE:**

**COM:** 3 yards per chair (based on based on plain, non-directional, no repeat textile)

**SPECIFICATION:**

- Chair frame shall be constructed from furniture grade tubular steel.
- The shell consists of a one piece injection molded polypropylene and fiberglass with UV light stable color protection and FR treatment.
- The metal legs are pressure fitted onto the shells, molded in place posts into stainless steel fittings on the base. Finish on legs is P77 Polished chrome.
- Floor contact points feature push-in nylon glides.
- Sled base also available upon request on model 927
- Shell colours are subjected to availability and minimum quantities.