






## 1505-OB FUSION STOOL (OPEN BACK)

---



### OVERALL DIMENSIONS:

|   |   |   |   |   |        |
|---|---|---|---|---|--------|
|  |  |  |  |  |        |
| 41  | 18.5  | 17  | 30  | n/a   | INCHES |

DIMENSIONS ARE APPROXIMATE

### YARDAGE:




COM: (1 yard per 2 stool – based on plain, non-directional, no repeat textile)

## 1505-UB FUSION STOOL (UPH. BACK)

---



### OVERALL DIMENSIONS:

|   |   |   |   |   |        |
|---|---|---|---|---|--------|
|  |  |  |  |  |        |
| 41  | 18.5  | 17  | 30  | n/a   | INCHES |

DIMENSIONS ARE APPROXIMATE

### YARDAGE:

COM: (1 yard per stool – based on plain, non-directional, no repeat textile)

## SPECIFICATION:

- Stool frame shall be constructed from solid kiln dried beech wood. Lumber to be dried to a final moisture content level between 6% - 8%.
- Front Legs to be constructed from single stock lumber. Finished dimension at the top of leg to be 1½" x 1½" tapering to 1" x 1" at bottom.
- Rear legs to be constructed from single stock lumber cut to shape. Finished dimensions are 1" x 2" (tapering at top and bottom).
- The seat shall be ½" thick solid core beech wood ply and applied to the solid beech wood frame with a center cut out for webbing with 1" foam over top. The seat is attached to the beech wood frame and laminated with glue via cold press with no less than 200 lbs. of even pressure for application.



- Back to be constructed from a flat beech wood ply, front and back, applied to the solid beech wood frame and filled with sound deadening foam. The back is attached to the beech wood frame and laminated with glue via cold press at no less than 200 lbs. of even pressure for application.
- All stretchers attach to the legs by a dowel and metal bracket connection. Side and back rails connect to the back legs by mortise and tenon. Front stretchers include a metal footrest protector available in Black, Brass or Satin Aluminum finish.
- The entire frame is tied together with a unique corner block with finger grooves that fit into finger grooves on the front and side rails and are glued and bolted together.
- Stools are also available in counter height (24" seat height)