




1891-WSWB BLEEKER BAR



OVERALL DIMENSIONS:

					
44	21.5	21	29.5	N/A	INCHES

DIMENSIONS ARE APPROXIMATE

YARDAGE:

COM: 1.75 yards per stool (based on based on plain, non-directional, no repeat textile)

SPECIFICATION:

- The back to be constructed from ½” thick formed solid core plywood.
- The seat to be ¾” thick solid core plywood
- Foam is to be CAL 117 2013 high density on the seat and back. Foam will be 1 ½” thick 2.5 lbs on the seat, 1” thick 1.9 lbs on the inside back, and ½” thick 1.5 lbs on the outside back.
- The seat and back are upholstered independently and mechanically assembled to the frame. The seat and back are connected together using steel fabricated connector brackets.
- Stool frame shall be constructed from solid maple. Lumber to be dried to a final moisture content level between 6% - 8%.
- Legs to be constructed from single stock lumber. Finished dimension at the top of leg to be 2 ½” x 1 1 ¼” tapering to 1 ¼” x 1 ¼” at bottom.
- Foot ring available in the following finishes:
P38 Black (standard)
P60 Satin Chrome
P70 Satin Brass
- Includes nailed in nylon glides suitable for all floorings.